





SMPA Open Championship 27 & 28 January 2018

Name	Div	Category	Bwt (kg)	WtCls (kg)	Age	SQ-1	SQ-2	SQ-3	Best SQ	BP-1	BP-2	BP-3	Best BP	Sub Total	DL-1	DL-2	DL-3	Best DL	Total	Wilks	Wilks with Age Coefficient	Ranking
Aftab Uddin	GL	M-CO	59	59	28	-440	-440	-440	0	80	82.5	95	95	0	170	175	180	180	0	0.000	0.000	
Roger Hamilton-Smith	SM	M-CO	66	66	42	145	160	165	165	97.5	110	115	115	280	200	217.5	-225	217.5	497.5	390.637	398.450	1-M-CO-66-PL
John Bermudez	WM	M-CO	65.3	66	21	145	155	-160	155	85	90	92.5	92.5	247.5	-185	185	-200	185	432.5	342.627	349.479	2-M-CO-66-PL
Yasmina Couty	SM	F-EO	63	63	39	137.5	-147.5	-152.5	137.5	65	-70	-70	65	202.5	145	-157.5	160	160	362.5	389.325	0.000	1-F-EO-63-PL
Sofia Rufus	SW	F-CO	51.6	52	41	105	107.5	115	115	50	52.5	55	55	170	110	120	-130	120	290	363.689	367.326	1-F-CO-52-PL
Tzvetelina Tzonova	SM	F-CO	48.5	52	22	80	85	90	90	40	42.5	45	45	135	90	95	100	100	235	308.860	311.949	2-F-CO-52-PL
Amy Richardson	SM	F-CO	57	57	33	80	-90	0	80	62.5	67.5	0	67.5	147.5	110	125	140	140	287.5	333.615	0.000	1-F-CO-57-PL
Lydia Forrest	SE	F-CO	54.7	57	20	95	100	102.5	102.5	40	42.5	45	45	147.5	95	100	-105	100	247.5	296.629	305.528	2-F-CO-57-PL
Rosie Maddock	SM	F-CO	55.4	57	24	67.5	72.5	-77.5	72.5	50	52.5	55	55	127.5	80	85	-90	85	212.5	252.152	0.000	3-F-CO-57-PL
Stephanie Duff	SM	F-CO	62.5	63	26	112.5	122.5	127.5	127.5	57.5	62.5	-67.5	62.5	190	122.5	132.5	142.5	142.5	332.5	359.266	0.000	1-F-CO-63-PL
Alex May Wren	SE	F-CO	57.2	63	18	80	90	102.5	102.5	45	-50	52.5	52.5	155	125	135	145	145	300	347.160	367.990	2-F-CO-63-PL
Janine Kessel	SM	F-CO	62.2	63	29	102.5	110	117.5	117.5	55	60	-62.5	60	177.5	110	120	-130	120	297.5	322.609	0.000	3-F-CO-63-PL
Lucy des Clayes	SM	F-CO	62.1	63	24	97.5	105	112.5	112.5	45	47.5	50	50	162.5	102.5	112.5	122.5	122.5	285	309.453	0.000	4-F-CO-63-PL
Niamh Appleby	SM	F-CO	59.9	63	34	80	85	90	90	42.5	45	47.5	47.5	137.5	95	100	105	105	242.5	270.703	0.000	5-F-CO-63-PL
Amy Jagers	SM	F-CO	62.3	63	37	-75	75	-77.5	75	50	52.5	-55	50	125	105	107.5	-140	107.5	235	251.821	0.000	6-F-CO-63-PL
Kai Ma	SM	F-CO	60.8	63	25	65	70	75	75	45	50	55	55	130	80	90	100	100	230	253.805	0.000	7-F-CO-63-PL
Tia Ratnavira	SE	F-CO	59.5	63	15	60	65	72.5	72.5	30	35	40	40	112.5	70	77.5	87.5	87.5	200	224.420	264.816	8-F-CO-63-PL
Sushmita Das	SCO	F-CO	62.3	63	32	-50	-50	-50	0	25	27.5	30	30	0	70	80	85	85	0	0.000	0.000	


SMPA Open Championship 27 & 28 January 2018

Name	Div	Category	Bwt (kg)	WtCls (kg)	Age	SQ-1	SQ-2	SQ-3	Best SQ	BP-1	BP-2	BP-3	Best BP	Sub Total	DL-1	DL-2	DL-3	Best DL	Total	Wilks	Wilks with Age Coefficient	Ranking
João Arsénio	SM	M-EO	80.1	83		240	250	255	255	130	135	-140	135	390	-235	0	0	0	0	0.000	0.000	
Iman Salemi	SM	M-CO	73.4	74	27	190	207.5	-223	207.5	130	137.5	142.5	142.5	350	230	240	242.5	242.5	592.5	428.674	0.000	1-M-CO-74-PL
Terry Martin	SM	M-CO	72.8	74	22	-195	195	205	205	130	140	-142.5	140	345	210	222.5	227.5	227.5	572.5	416.666	420.832	2-M-CO-74-PL
Steve Tyers	SW	M-CO	73.5	74	28	175	190	200	200	120	127.5	135	135	335	220	-232.5	-232.5	220	555	401.154	0.000	3-M-CO-74-PL
Tom Goodspeed	SW	M-CO	74	74	24	145	-160	162.5	162.5	100	110	120	120	282.5	180	195	205	205	487.5	350.659	0.000	4-M-CO-74-PL
Ben Johnson	EM	M-CO	71.2	74	24	155	0	0	155	115	0	0	115	270	205	0	0	205	475	351.405	0.000	5-M-CO-74-PL
Oliver Holdsworth	SM	M-CO	71.8	74	22	165	172.5	175	175	90	92.5	95	95	270	162.5	180	195	195	465	341.868	345.287	6-M-CO-74-PL
Daniel Collins	SE	M-CO	72.4	74	16	140	150	160	160	-82.5	90	-100	90	250	160	172.5	180	180	430	314.201	355.047	7-M-CO-74-PL
Ace Bruce Gabunia	SW	M-CO	73.3	74	26	130	137.5	145	145	87.5	95	-100	95	240	175	187.5	-200	187.5	427.5	309.596	0.000	8-M-CO-74-PL
Michael MacMillan	SM	M-CO	70.3	74	17	132.5	142.5	-150	142.5	95	102.5	-112.5	102.5	245	150	162.5	-167.5	162.5	407.5	304.362	328.711	9-M-CO-74-PL
Brian Montague	SM	M-CO	71	74	33	87.5	97.5	-105	97.5	65	72.5	77.5	77.5	175	145	155	167.5	167.5	342.5	253.930	0.000	10-M-CO-74-PL
Rory Edwards	SW	M-CO	70.4	74	19	105	115	125	125	72.5	77.5	80	80	205	110	120	130	130	335	249.944	259.941	11-M-CO-74-PL
Theo Yoong Guo-Zheng	SM	M-CO	71.8	74	21	80	95	105	105	60	67.5	72.5	72.5	177.5	100	115	125	125	302.5	222.398	226.846	12-M-CO-74-PL
Jack Suljevic	SW	M-CO	80	83	21	220	230	237.5	237.5	130	135	140	140	377.5	250	262.5	275	275	652.5	445.462	454.371	1-M-CO-83-PL
Adam Manery	SM	M-CO	82.3	83	26	202.5	215	225	225	145	155	-160	155	380	207.5	225	235	235	615	412.603	0.000	2-M-CO-83-PL
Jamie Sinclair	SM	M-CO	82.7	83	37	165	175	185	185	135	145	-152.5	145	330	200	210	-215	210	540	361.206	0.000	3-M-CO-83-PL
Peter Butler	SM	M-CO	81.1	83	29	-170	-177.5	177.5	177.5	135	-140	-140	135	312.5	180	190	205	205	517.5	350.296	0.000	4-M-CO-83-PL
Tom Murphy	NW	M-CO	79	83	29	155	-165	170	170	105	115	122.5	122.5	292.5	190	200	-210	200	492.5	338.938	0.000	5-M-CO-83-PL
Mike Samuels	SM	M-CO	78.3	83	27	135	145	155	155	105	115	125	125	280	170	190	200	200	480	332.256	0.000	6-M-CO-83-PL
Josh Browne	SM	M-CO	76.9	83	17	140	160	-175	160	100	110	120	120	280	160	180	192.5	192.5	472.5	330.986	357.465	7-M-CO-83-PL
Robert Hardie	SM	M-CO	79.5	83	56	120	-125	130	130	80	-82.5	82.5	82.5	212.5	165	175	-182.5	175	387.5	265.593	330.928	8-M-CO-83-PL
Hamayun Farooq	GL	M-CO	78.5	83	21	-125	125	-135	125	75	85	-90	85	210	150	155	-165	155	365	252.215	257.259	9-M-CO-83-PL

SMPA Open Championship 27 & 28 January 2018

Name	Div	Category	Bwt (kg)	WtCls (kg)	Age	SQ-1	SQ-2	SQ-3	Best SQ	BP-1	BP-2	BP-3	Best BP	Sub Total	DL-1	DL-2	DL-3	Best DL	Total	Wilks	Wilks with Age Coefficient	Ranking	
Harvey Robinson	SM	M-EO	116.6	120	23	325	350	355	355	250	260	265	265	620	305	325	335	335	955	552.945	552.945	1-M-EO-Wilks	
George Seeger	SM	M-EO	99.6	105	25	210	-265	-285	210	140	-190	190	190	400	300	315	-325	315	715	435.864	0.000	2-M-EO-Wilks	
Owen Hubbard	Wal	M-CO	86.1	93	25	255	267.5	-277.5	267.5	200	210	215	215	482.5	260	280	287.5	287.5	770	503.272	0.000	1-M-CO-93-PL	
Dionis Gonzalez	GL	M-CO	90.7	93		-225	225	235	235	150	155	-157.5	155	390	262.5	-277.5	-277.5	262.5	652.5	414.925	0.000	2-M-CO-93-PL	
Joseph Watson	SE	M-CO	92.7	93	22	200	207.5	212.5	212.5	155	160	165	165	377.5	235	245	260	260	637.5	401.115	405.126	3-M-CO-93-PL	
Asad Bhatti	SM	M-CO	92.3	93	38	210	-290	-290	210	120	130	135	135	345	235	235	-255	262.5	262.5	607.5	383.029	0.000	4-M-CO-93-PL
Jason Berrington	EM	M-CO	93	93	34	-190	190	-200	190	142.5	150	-165	150	340	235	260	-272.5	260	600	376.920	0.000	5-M-CO-93-PL	
Mark Cummins	SM	M-CO	91.2	93	31	175	190	-200	190	130	145	-160	145	335	230	240	255	255	590	374.178	0.000	6-M-CO-93-PL	
James Ranger	SM	M-CO	89.9	93	27	170	180	190	190	-190	135	142.5	142.5	332.5	180	200	220	220	552.5	352.937	0.000	7-M-CO-93-PL	
Gareth Ellis	SM	M-CO	91.3	93	36	180	187.5	-197.5	187.5	105	110	-115	110	297.5	200	212.5	220	220	517.5	327.992	0.000	8-M-CO-93-PL	
John Mahoney	SM	M-CO	90.2	93	36	157.5	-165	-165	157.5	102.5	107.5	-112.5	107.5	265	185	195	205	205	470	299.719	0.000	9-M-CO-93-PL	
Phillip Varcas	SM	M-CO	92.7	93	42	140	147.5	152.5	152.5	115	-120	-120	115	267.5	170	180	-185	180	447.5	281.567	287.198	10-M-CO-93-PL	
Bartosz Lesniewski	SE	M-CO	89.2	93	33	120	127.5	135	135	90	95	0	95	230	160	170	-180	170	400	256.520	0.000	11-M-CO-93-PL	
Edward Crossley	SE	M-CO	91.3	93	15	-120	130	140	140	95	110	-115	110	250	-140	140	150	150	400	253.520	299.154	12-M-CO-93-PL	
Edward Crowe	EM	M-CO	84.3	93	16	-160	-160	-160	0	115	-122.5	127.5	127.5	0	170	180	190	190	0	0.000	0.000		
Will Knowland	SM	M-CO	104.5	105	32	235	-252.5	252.5	252.5	167.5	177.5	-181	177.5	430	-242.5	242.5	272.5	272.5	702.5	420.516	0.000	1-M-CO-105-PL	
Sam Watkins	SM	M-CO	97.9	105	28	210	225	235	235	142.5	147.5	150	150	385	210	225	-240	225	610	374.479	0.000	2-M-CO-105-PL	
Gary Allen	EM	M-CO	93.7	105	37	195	-202.5	202.5	202.5	130	-136	-136	130	332.5	220	-236	235	235	567.5	355.255	0.000	3-M-CO-105-PL	
Kit Man Li	SM	M-CO	96.3	105	24	190	-205	205	205	100	110	-115	110	315	190	205	215	215	530	327.699	0.000	4-M-CO-105-PL	
Jack Stephens	SM	M-CO	110.6	120	29	-235	235	-245	235	-145	145	-160	145	380	245	255	260	260	640	376.000	0.000	1-M-CO-120-PL	
Graham Lay	SM	M-CO	114.5	120	42	190	200	205	205	-190	132.5	-140	132.5	337.5	220	-232.5	-232.5	220	557.5	324.298	330.784	2-M-CO-120-PL	
James Howl-Newton	WM	M-CO	110.5	120	26	135	145	155	155	90	100	-107.5	100	255	180	190	-200	190	445	261.527	0.000	3-M-CO-120-PL	
Martin McConville	SM	M-CO	106.8	120	49	135	145	-152.5	145	95	100	102.5	102.5	247.5	160	170	177.5	177.5	425	252.492	281.024	4-M-CO-120-PL	
Tom Kelly	SM	M-CO	166.6	120+	37	230	0	0	230	-180	180	0	180	410	240	260	0	260	670	365.083	0.000	1-M-CO-120+-PL	

SMPA Open Championship 27 & 28 January 2018

Name	Div	Category	Bwt (kg)	WtCls (kg)	Age	SQ-1	SQ-2	SQ-3	Best SQ	BP-1	BP-2	BP-3	Best BP	Sub Total	DL-1	DL-2	DL-3	Best DL	Total	Wilks	Wilks with Age Coefficient	Ranking
Franka Ransome	SM	F-CO	72	72	45	95	105	110	110	47.5	50	52.5	52.5	162.5	120	125	130	130	292.5	285.480	301.181	1-F-CO-72-PL
Kelle Hopkins	SM	F-CO	69.7	72	34	95	100	-405	100	52.5	-67.5	57.5	57.5	157.5	117.5	125	-132.5	125	282.5	281.878	0.000	2-F-CO-72-PL
Yvonne McCall	SM	F-CO	69.9	72	47	90	95	-97.5	95	55	-67.5	57.5	57.5	152.5	112.5	120	122.5	122.5	275	273.845	296.300	3-F-CO-72-PL
Lily Erskine	SM	F-CO	64.9	72	21	87.5	95	100	100	42.5	47.5	50	50	150	100	107.5	0	107.5	257.5	270.452	275.861	4-F-CO-72-PL
Debbie Cornish	SM	F-CO	71.8	72	43	62.5	70	77.5	77.5	40	50	-52.5	50	127.5	90	105	120	120	247.5	242.030	249.533	5-F-CO-72-PL
Megan Batchelor	SM	F-CO	83.4	84	28	122.5	132.5	-137.5	132.5	85	90.5	92.5	92.5	225	145	155	162.5	162.5	387.5	346.812	0.000	1-F-CO-84-PL
Lucy Hyde	SE	F-CO	81.5	84	38	87.5	95	102.5	102.5	70	75	77.5	77.5	180	120	132.5	142.5	142.5	322.5	292.120	0.000	2-F-CO-84-PL
Josefine Nilsson	SM	F-CO	77.4	84	27	100	110	-117.5	110	57.5	62.5	-67.5	62.5	172.5	100	110	115	115	287.5	268.123	0.000	3-F-CO-84-PL
Louise Webster	SM	F-CO	80.3	84	32	80	-85	-85	80	50	55	-60	55	135	110	120	130	130	265	241.972	0.000	4-F-CO-84-PL
Karen Houghton	SW	F-CO	80.6	84	50	105	-112.5	-112.5	105	0	0	0	0	0	0	0	0	0	0	0.000	0.000	
Scarlett Sotoris	SM	F-CO	90.9	84+	29	130	140	150	150	70	75	-80	75	225	165	180	190	190	415	357.149	0.000	1-F-CO-84+-PL
Lisa Styles	SM	F-CO	105.1	84+	40	-140	-140	140	140	70	77.5	-80	77.5	217.5	180	190	-195	190	407.5	334.761	334.761	2-F-CO-84+-PL
Nicola Stimpson	SM	F-CO	93.9	84+	31	160	-172.5	-172.5	160	60	67.5	-70	67.5	227.5	155	162.5	-167.5	162.5	390	331.461	0.000	3-F-CO-84+-PL
Sam Foulds	SM	F-CO	112.5	84+	33	130	140	150	150	-80	80	87.5	87.5	237.5	130	140	-150	140	377.5	305.511	0.000	4-F-CO-84+-PL
Elizabeth Morrissey	SM	F-CO	90.4	84+	31	127.5	130	132.5	132.5	62.5	65	67.5	67.5	200	130	135	140	140	340	293.250	0.000	5-F-CO-84+-PL
Kelly-Marie Edwards	SM	F-CO	124.4	84+	27	117.5	-130	-140	117.5	60	-67.5	-67.5	60	177.5	142.5	147.5	155	155	332.5	264.205	0.000	6-F-CO-84+-PL
Sophie McConville	SM	F-CO	100.3	84+	31	85	92.5	-100	92.5	52.5	-57.5	57.5	57.5	150	115	122.5	-130	122.5	272.5	226.693	0.000	7-F-CO-84+-PL
Oghenyoma Toweh	Gu	F-CO	95	84+	17	100	120	135	135	40	47.5	55	55	190	100	122.5	135	135	325	275.080	297.086	Guest
Name	Div	Category	Bwt (kg)	WtCls (kg)	Age					BP-1	BP-2	BP-3	Best BP					Total	Wilks	Wilks with Age Coefficient	Ranking	
Peter Schreiber	SM	M-EO	127.2	120+	27					-160	-160	-160	0					0	0.000	0.000	